

Streamline Carrier Portal – Report Dray Events

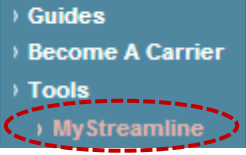
Quick Reference Guide

visit www.shipstreamline.com



Go to the Carriers tab and scroll down the drop menu

Select "My Streamline"

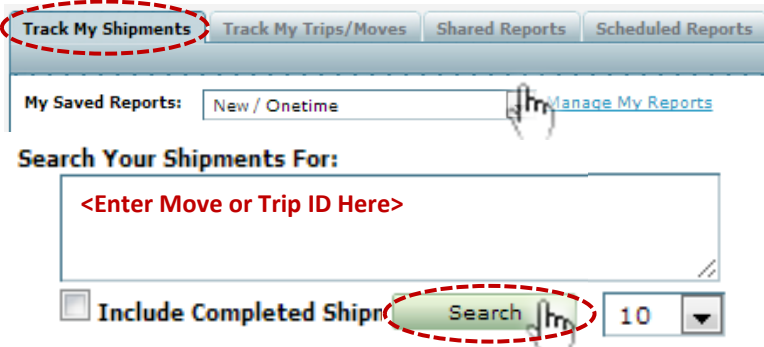


Click the "Track My Shipments" tab

Select "New / Onetime"

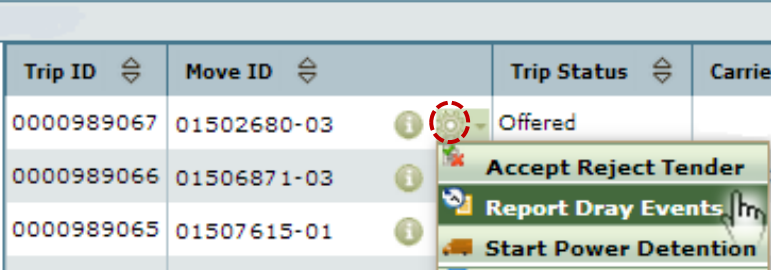
Type in your "Move or Trip ID #"

Note: Your Trip & Move ID will appear below



Select the Gear symbol: ⚙️

Click on the "Report Dray Events" option



Select "Edit"

Type Actual Arrival Date & Time "MM/dd/YYYY" & "HH:mm"

Also: At the top right of the same page update your Equipment Information

Select "Edit"

Type in the "Unit Number"

Click "Save"

